

Hi-MO **5m**

LR5-54HIB 395~415M

- Suitable for distributed projects
- Advanced module technology delivers superior module efficiency
 - M10 Gallium-doped Wafer
 - Integrated Segmented Ribbons
 - 9-busbar Half-cut Cell
- Excellent outdoor power generation performance
- Aesthetic appearance with all black module design



12-year Warranty for Materials and Processing



25-year Warranty for Extra Linear Power Output

Complete System and Product Certifications

IEC 61215, IEC 61730, UL 61730

ISO9001:2015: ISO Quality Management System

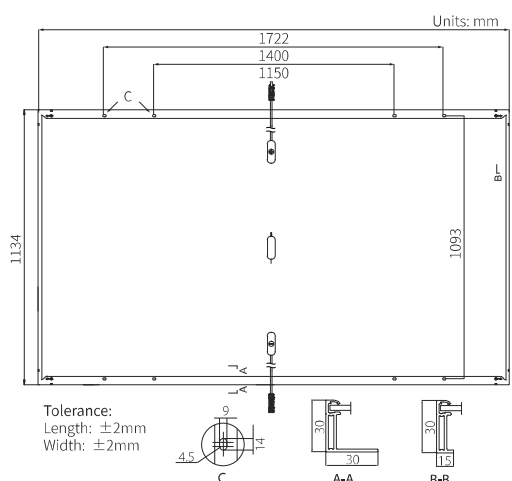

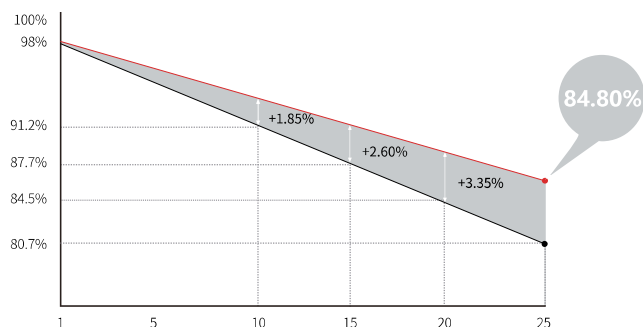
ISO14001: 2015: ISO Environment Management System

ISO45001: 2018: Occupational Health and Safety

TS62941: Guideline for module design qualification and type approval

LONGI



Hi-MO 5m**LR5-54HIB 395~415M****21.3%**
MAX MODULE
EFFICIENCY**0~3%**
POWER
TOLERANCE**<2%**
FIRST YEAR
POWER DEGRADATION**0.55%**
YEAR 2-25
POWER DEGRADATION**HALF-CELL**
Lower operating temperature**Additional Value****25-Year Power Warranty****Mechanical Parameters**

Cell Orientation	108 (6×18)
Junction Box	IP68, three diodes
Output Cable	4mm ² , 1200mm
Connector	MC4 EVO2
Glass	Single glass, 3.2mm coated tempered glass
Frame	Anodized aluminum alloy frame
Weight	20.8kg
Dimension	1722×1134×30mm
Packaging	36pcs per pallet / 216pcs per 20' GP / 936pcs per 40' HC

Electrical CharacteristicsSTC : AM1.5 1000W/m² 25°C NOCT : AM1.5 800W/m² 20°C 1m/s

Test uncertainty for Pmax: ±3%

Module Type	LR5-54HIB-395M		LR5-54HIB-400M		LR5-54HIB-405M		LR5-54HIB-410M		LR5-54HIB-415M	
	STC	NOCT	STC	NOCT	STC	NOCT	STC	NOCT	STC	NOCT
Maximum Power (Pmax/W)	395	295.2	400	299.0	405	302.7	410	306.5	415	310.2
Open Circuit Voltage (Voc/V)	36.65	34.46	36.90	34.70	37.15	34.93	37.40	35.17	37.65	35.40
Short Circuit Current (Isc/A)	13.66	11.04	13.72	11.09	13.78	11.14	13.84	11.19	13.91	11.24
Voltage at Maximum Power (Vmp/V)	30.70	28.52	30.94	28.74	31.18	28.96	31.42	29.19	31.66	29.41
Current at Maximum Power (Imp/A)	12.87	10.35	12.93	10.40	12.99	10.45	13.05	10.50	13.11	10.55
Module Efficiency(%)	20.2		20.5		20.7		21.0		21.3	

Operating Parameters

Operational Temperature	-40°C ~ +85°C
Power Output Tolerance	0 ~ 3%
Voc and Isc Tolerance	±3%
Maximum System Voltage	DC1000V (IEC/UL)
Maximum Series Fuse Rating	25A
Nominal Operating Cell Temperature	45±2°C
Protection Class	Class II
Fire Rating	UL type 1 or 2 IEC Class C

Mechanical Loading

Front Side Maximum Static Loading	5400Pa
Rear Side Maximum Static Loading	2400Pa
Hailstone Test	25mm Hailstone at the speed of 23m/s

Temperature Ratings (STC)

Temperature Coefficient of Isc	+0.050%/°C
Temperature Coefficient of Voc	-0.265%/°C
Temperature Coefficient of Pmax	-0.340%/°C

LONGINo.8369 Shangyuan Road, Xi'an Economic And
Technological Development Zone, Xi'an, Shaanxi, China.
Web: www.longi.comSpecifications included in this datasheet
are subject to change without notice.
LONGI reserves the right of final
interpretation. (20220410PreliminaryV04)