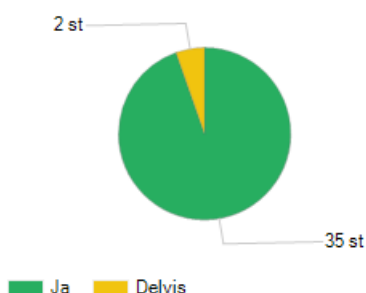
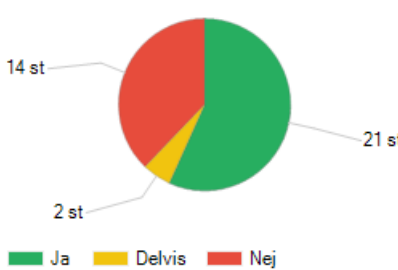
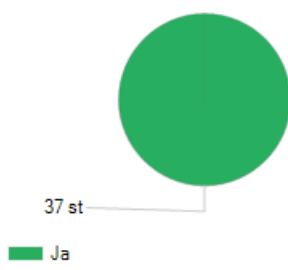
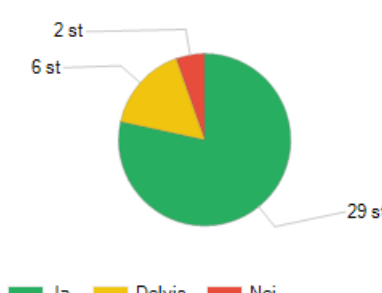
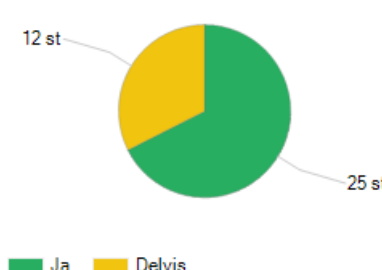
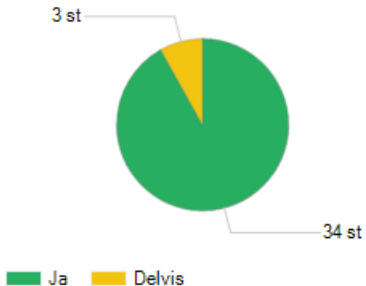
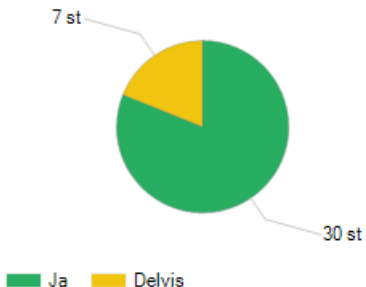
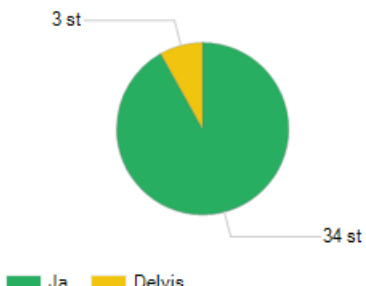
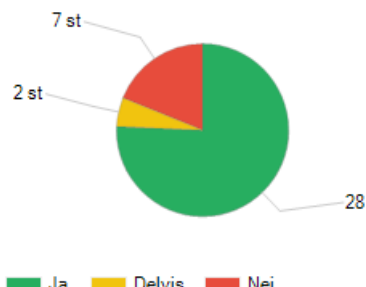
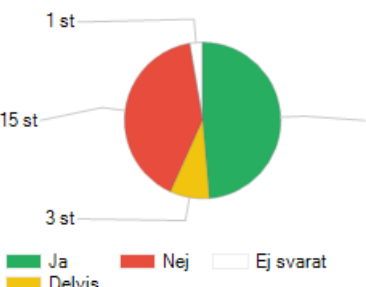
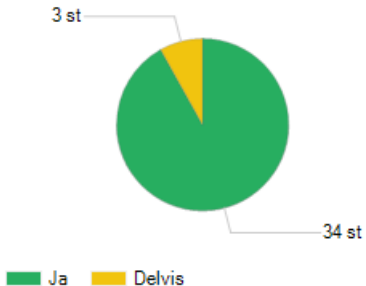
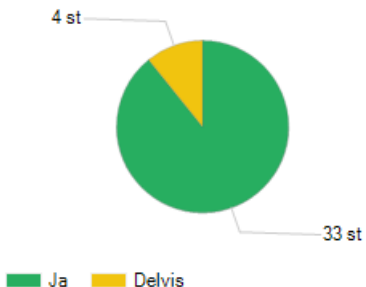
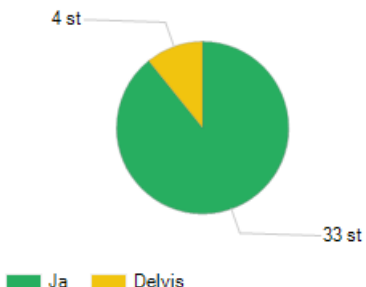
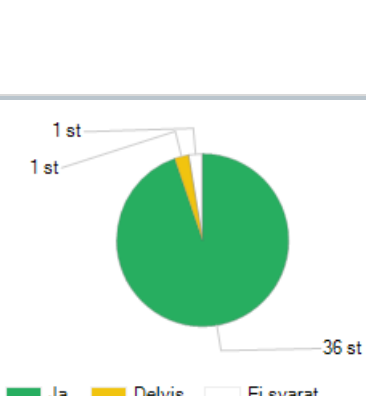
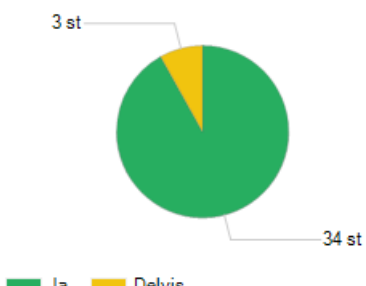


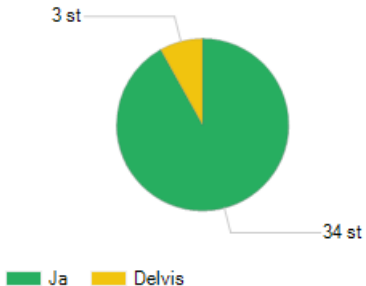
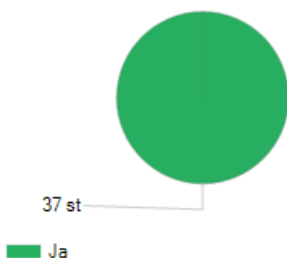
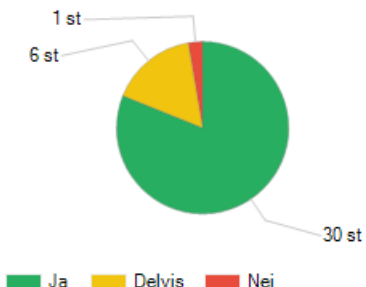
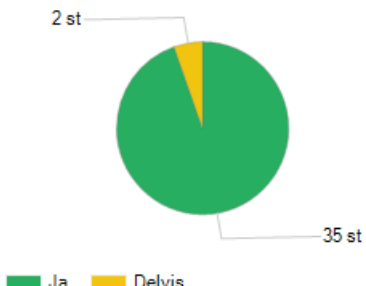
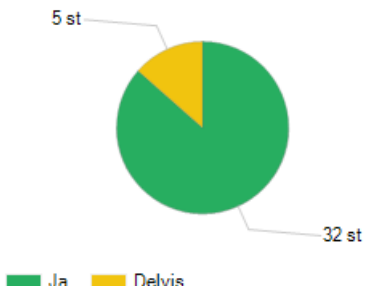
Översiktligt resultat – 2021 (Socialnämnden)

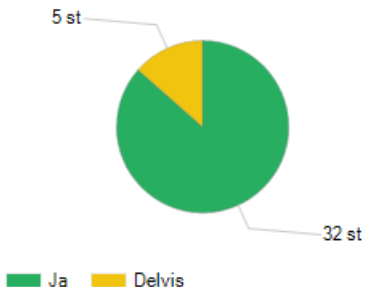
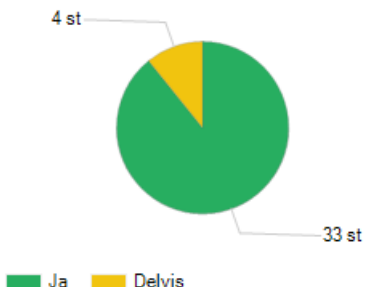
Fråga	Svar, Antal 2021	Enhet								
01. Det systematiska arbetsmiljöarbetet är en naturlig del i den dagliga verksamheten.	 <p>A pie chart showing the distribution of responses for question 01. The chart is divided into two segments: a large green segment representing 'Ja' (35) and a small yellow segment representing 'Delvis' (2). A legend below the chart identifies the colors: green for 'Ja' and yellow for 'Delvis'.</p> <table border="1"><thead><tr><th>Svar</th><th>Antal</th></tr></thead><tbody><tr><td>Ja</td><td>35</td></tr><tr><td>Delvis</td><td>2</td></tr></tbody></table>	Svar	Antal	Ja	35	Delvis	2	Socialnämnden		
Svar	Antal									
Ja	35									
Delvis	2									
02. Det finns lokalt skyddsombud på arbetsplatsen.	 <p>A pie chart showing the distribution of responses for question 02. The chart is divided into three segments: a green segment for 'Ja' (21), a red segment for 'Nej' (14), and a small yellow segment for 'Delvis' (2). A legend below the chart identifies the colors: green for 'Ja', yellow for 'Delvis', and red for 'Nej'.</p> <table border="1"><thead><tr><th>Svar</th><th>Antal</th></tr></thead><tbody><tr><td>Ja</td><td>21</td></tr><tr><td>Delvis</td><td>2</td></tr><tr><td>Nej</td><td>14</td></tr></tbody></table>	Svar	Antal	Ja	21	Delvis	2	Nej	14	Socialnämnden
Svar	Antal									
Ja	21									
Delvis	2									
Nej	14									
03a. Medarbetare har möjlighet att delta i det systematiska arbetsmiljöarbetet.	 <p>A pie chart showing the distribution of responses for question 03a. The chart is entirely green, representing 'Ja' (37). A legend below the chart identifies the color: green for 'Ja'.</p> <table border="1"><thead><tr><th>Svar</th><th>Antal</th></tr></thead><tbody><tr><td>Ja</td><td>37</td></tr></tbody></table>	Svar	Antal	Ja	37	Socialnämnden				
Svar	Antal									
Ja	37									
03b. Skyddsombud har möjlighet att delta i det systematiska arbetsmiljöarbetet	 <p>A pie chart showing the distribution of responses for question 03b. The chart is divided into three segments: a green segment for 'Ja' (29), a yellow segment for 'Delvis' (6), and a small red segment for 'Nej' (2). A legend below the chart identifies the colors: green for 'Ja', yellow for 'Delvis', and red for 'Nej'.</p> <table border="1"><thead><tr><th>Svar</th><th>Antal</th></tr></thead><tbody><tr><td>Ja</td><td>29</td></tr><tr><td>Delvis</td><td>6</td></tr><tr><td>Nej</td><td>2</td></tr></tbody></table>	Svar	Antal	Ja	29	Delvis	6	Nej	2	Socialnämnden
Svar	Antal									
Ja	29									
Delvis	6									
Nej	2									
04. Kommunens arbetsmiljöpolicy är känd på arbetsplatsen.	 <p>A pie chart showing the distribution of responses for question 04. The chart is divided into two segments: a green segment for 'Ja' (25) and a yellow segment for 'Delvis' (12). A legend below the chart identifies the colors: green for 'Ja' and yellow for 'Delvis'.</p> <table border="1"><thead><tr><th>Svar</th><th>Antal</th></tr></thead><tbody><tr><td>Ja</td><td>25</td></tr><tr><td>Delvis</td><td>12</td></tr></tbody></table>	Svar	Antal	Ja	25	Delvis	12	Socialnämnden		
Svar	Antal									
Ja	25									
Delvis	12									

Fråga	Svar, Antal 2021	Enhet
05. Kommunens arbetsmiljömål är kända på arbetsplatsen.	 <p>A pie chart showing the distribution of responses for question 05. The green slice (Ja) represents 22 responses, the yellow slice (Delvis) represents 12 responses, and the red slice (Nej) represents 3 responses. A legend below the chart identifies the colors: green for Ja, yellow for Delvis, and red for Nej.</p>	Socialnämnden
06a. Samverkansavtalet tillämpas genom APT med dagordning.	 <p>A pie chart showing the distribution of responses for question 06a. The green slice (Ja) represents 35 responses, the yellow slice (Delvis) represents 1 response, and the red slice (Nej) represents 1 response. A legend below the chart identifies the colors: green for Ja, yellow for Delvis, and red for Nej.</p>	Socialnämnden
06b. Samverkansavtalet tillämpas genom medarbetarsamtal	 <p>A pie chart showing the distribution of responses for question 06b. The green slice (Ja) represents 35 responses, the yellow slice (Delvis) represents 1 response, and the red slice (Nej) represents 1 response. A legend below the chart identifies the colors: green for Ja, yellow for Delvis, and red for Nej.</p>	Socialnämnden
07. På vår enhet arbetar vi förebyggande mot kränkande särbehandling, trakasserier och diskriminering.	 <p>A pie chart showing the distribution of responses for question 07. The green slice (Ja) represents 28 responses, the yellow slice (Delvis) represents 8 responses, and the red slice (Nej) represents 1 response. A legend below the chart identifies the colors: green for Ja, yellow for Delvis, and red for Nej.</p>	Socialnämnden
08. Det finns en skriftlig uppgiftsfördelning för dem som tilldelats arbetsmiljöuppgifter.	 <p>A pie chart showing the distribution of responses for question 08. The green slice (Ja) represents 34 responses, the yellow slice (Delvis) represents 2 responses, and the red slice (Nej) represents 1 response. A legend below the chart identifies the colors: green for Ja, yellow for Delvis, and red for Nej.</p>	Socialnämnden

Fråga	Svar, Antal 2021	Enhet
09. Det finns tillräcklig kompetens för att genomföra arbetsmiljöuppgifterna.	 <p>A pie chart showing the distribution of responses for question 09. The chart is divided into two segments: a large green segment representing 'Ja' (34 responses) and a smaller yellow segment representing 'Delvis' (3 responses). A legend below the chart identifies the colors: green for 'Ja' and yellow for 'Delvis'.</p>	Socialnämnden
10. Det finns tillräckliga resurser för att genomföra arbetsmiljöuppgifterna.	 <p>A pie chart showing the distribution of responses for question 10. The chart is divided into two segments: a large green segment representing 'Ja' (30 responses) and a smaller yellow segment representing 'Delvis' (7 responses). A legend below the chart identifies the colors: green for 'Ja' and yellow for 'Delvis'.</p>	Socialnämnden
11. Det finns tillräckliga befogenheter* för att genomföra arbetsmiljöuppgifterna.	 <p>A pie chart showing the distribution of responses for question 11. The chart is divided into two segments: a large green segment representing 'Ja' (34 responses) and a smaller yellow segment representing 'Delvis' (3 responses). A legend below the chart identifies the colors: green for 'Ja' and yellow for 'Delvis'.</p>	Socialnämnden
12. Chefen har deltagit i arbetsmiljöutbildning* under de senaste fem åren.	 <p>A pie chart showing the distribution of responses for question 12. The chart is divided into three segments: a large green segment representing 'Ja' (28 responses), a smaller yellow segment representing 'Delvis' (7 responses), and a small red segment representing 'Nej' (2 responses). A legend below the chart identifies the colors: green for 'Ja', yellow for 'Delvis', and red for 'Nej'.</p>	Socialnämnden
13. Lokalt skyddsombud har deltagit i arbetsmiljöutbildning under de senaste fem åren.	 <p>A pie chart showing the distribution of responses for question 13. The chart is divided into four segments: a large green segment representing 'Ja' (18 responses), a large red segment representing 'Nej' (15 responses), a small yellow segment representing 'Delvis' (3 responses), and a very small white segment representing 'Ej svarat' (1 response). A legend below the chart identifies the colors: green for 'Ja', red for 'Nej', yellow for 'Delvis', and white for 'Ej svarat'.</p>	Socialnämnden

Fråga	Svar, Antal 2021	Enhet
14. Arbetsmiljön undersöks utifrån de för verksamheten aktuella föreskrifterna (AFS).	 <p>A pie chart showing the distribution of responses for question 14. The chart is divided into two segments: a large green segment representing 'Ja' (34 st) and a smaller yellow segment representing 'Delvis' (3 st). A legend below the chart identifies the colors: green for 'Ja' and yellow for 'Delvis'.</p>	Socialnämnden
15. Riskbedömningar genomförs regelbundet och vid behov.	 <p>A pie chart showing the distribution of responses for question 15. The chart is divided into two segments: a large green segment representing 'Ja' (33 st) and a smaller yellow segment representing 'Delvis' (4 st). A legend below the chart identifies the colors: green for 'Ja' and yellow for 'Delvis'.</p>	Socialnämnden
16. Riskbedömningar genomförs vid förändringar i verksamheten.	 <p>A pie chart showing the distribution of responses for question 16. The chart is divided into two segments: a large green segment representing 'Ja' (33 st) and a smaller yellow segment representing 'Delvis' (4 st). A legend below the chart identifies the colors: green for 'Ja' and yellow for 'Delvis'.</p>	Socialnämnden
17. Riskbedömningarna dokumenteras.	 <p>A pie chart showing the distribution of responses for question 17. The chart is divided into three segments: a large green segment representing 'Ja' (36 st), a small yellow segment representing 'Delvis' (1 st), and a small white segment representing 'Ej svarat' (1 st). A legend below the chart identifies the colors: green for 'Ja', yellow for 'Delvis', and white for 'Ej svarat'.</p>	Socialnämnden
18. Vid riskbedömning upprättas vid behov handlingsplan för åtgärder och uppföljning av dessa.	 <p>A pie chart showing the distribution of responses for question 18. The chart is divided into two segments: a large green segment representing 'Ja' (34 st) and a smaller yellow segment representing 'Delvis' (3 st). A legend below the chart identifies the colors: green for 'Ja' and yellow for 'Delvis'.</p>	Socialnämnden

Fråga	Svar, Antal 2021	Enhet
19. Eventuella risker i arbetet är kända för alla medarbetare på arbetsplatsen.	 <p>A pie chart showing the distribution of responses for question 19. The chart is divided into two segments: a large green segment representing 'Ja' (34 st) and a smaller yellow segment representing 'Delvis' (3 st). A legend below the chart identifies the colors: green for 'Ja' and yellow for 'Delvis'.</p>	Socialnämnden
20. Det finns rutiner för att säkerställa att chefer och medarbetare har tillräckliga kunskaper och tillräcklig kompetens i arbetet.	 <p>A pie chart showing the distribution of responses for question 20. The chart is entirely green, representing 'Ja' (37 st). A legend below the chart identifies the color: green for 'Ja'.</p>	Socialnämnden
21. På vår enhet finns de skriftliga rutiner och instruktioner som är nödvändiga för att arbetet ska kunna utföras på ett säkert sätt.	 <p>A pie chart showing the distribution of responses for question 21. The chart is divided into three segments: a large green segment representing 'Ja' (30 st), a yellow segment representing 'Delvis' (6 st), and a small red segment representing 'Nej' (1 st). A legend below the chart identifies the colors: green for 'Ja', yellow for 'Delvis', and red for 'Nej'.</p>	Socialnämnden
22. Det är känt på arbetsplatsen att arbetsskador och tillbud ska rapporteras i Stella.	 <p>A pie chart showing the distribution of responses for question 22. The chart is divided into two segments: a large green segment representing 'Ja' (35 st) and a smaller yellow segment representing 'Delvis' (2 st). A legend below the chart identifies the colors: green for 'Ja' and yellow for 'Delvis'.</p>	Socialnämnden
23. Alla medarbetare har kännedom om var man hittar Stella.	 <p>A pie chart showing the distribution of responses for question 23. The chart is divided into two segments: a large green segment representing 'Ja' (32 st) and a smaller yellow segment representing 'Delvis' (5 st). A legend below the chart identifies the colors: green for 'Ja' and yellow for 'Delvis'.</p>	Socialnämnden

Fråga	Svar, Antal 2021	Enhet
24. Orsakerna till arbetsskador och tillbud utreds, åtgärdas och följs upp.	 <p>A pie chart showing the distribution of responses for question 24. The chart is divided into two segments: a large green segment representing 'Ja' (34 st) and a smaller yellow segment representing 'Delvis' (3 st). A legend below the chart identifies the colors: green for 'Ja' and yellow for 'Delvis'.</p>	Socialnämnden
25. På vår enhet arbetar vi systematiskt med att arbetsuppgifterna ska rymmas inom arbetstiden med en rimlig arbetsbelastning.	 <p>A pie chart showing the distribution of responses for question 25. The chart is divided into two segments: a large green segment representing 'Ja' (32 st) and a smaller yellow segment representing 'Delvis' (5 st). A legend below the chart identifies the colors: green for 'Ja' and yellow for 'Delvis'.</p>	Socialnämnden
26. På vår enhet känner alla medarbetare till hur arbetsuppgifter ska prioriteras när tillgänglig tid inte räcker till för alla arbetsuppgifter som ska utföras.	 <p>A pie chart showing the distribution of responses for question 26. The chart is divided into two segments: a large green segment representing 'Ja' (33 st) and a smaller yellow segment representing 'Delvis' (4 st). A legend below the chart identifies the colors: green for 'Ja' and yellow for 'Delvis'.</p>	Socialnämnden
27. Företagshälsovården eller motsvarande sakkunnig används när hjälp behövs i det systematiska arbetsmiljöarbetet.	 <p>A pie chart showing the distribution of responses for question 27. The chart is divided into two segments: a large green segment representing 'Ja' (34 st) and a smaller yellow segment representing 'Delvis' (3 st). A legend below the chart identifies the colors: green for 'Ja' and yellow for 'Delvis'.</p>	Socialnämnden
28. Har lokalt skyddsombud alternativt huvudskyddsombud deltagit i besvarandet av enkäten?	 <p>A pie chart showing the distribution of responses for question 28. The chart is divided into two segments: a green segment representing 'Ja' (24 st) and a red segment representing 'Nej' (13 st). A legend below the chart identifies the colors: red for 'Nej' and green for 'Ja'.</p>	Socialnämnden